



INVACARE® BED ACCESSORIES



Invacare® Overbed Tables are practical, easy-to-use units suitable for both home and institution. The table height easily adjusts for comfort while reading, writing or eating. These tables feature an attractive walnut wood-grained laminate top with a T-molded edge that is designed to resist damage. The heavy-gauge tubular welded steel construction ensures durability and the 1.5" casters ensure smooth mobility of the table in any direction.



1. Invacare® Extender Kit


Model # 5143IVC

Designed to expand 80" bed frame to 84"

Complete with extended head pull tube and drive shaft, link fabric and helicals

Compatible with 5307IVC, 5310IVC, 5410IVC and 5410LOW

Not for use with bariatric beds (BAR600IVC, BAR750), Invacare® Value Care Bed (VC5310) or Invacare® G-Series Bed (G5510)



2. Invacare® Deluxe Extender

Model # 5143A

Designed to expand 80" bed frame to 84" bed frame

Attaches at the head end of the bed

Complete with frame extension, sleep surface extension and extended drive shaft

Compatible with 5307IVC, 5310IVC, 5410IVC 5410LOW and VC5310

Not for use with bariatric beds (BAR600IVC, BAR750) or Invacare® G-Series Bed (G5510)



3. Invacare® Stor-A-Bed

Model # 5142

The ultimate bed storage unit. Uses both bed ends to transport or store bed. Helps maintain bed inventory, requiring less warehouse space

Compatible with 5307IVC, 5310IVC, 5410IVC, 5410LOW, VC5210 and VC5310



4. Invacare® Tilt-Top Overbed Table

Model # 6418

Adaptable tilt-top allows three angle positions in either direction using tilt-release lever

Light upward touch

Light downward touch on table top locks it into position



5. Invacare® Overbed Table

Model # 6417

Light upward touch on patented spring-loaded locking handle allows table to elevate freely

Light downward touch on table top locks table in position

Invacare Corporation
www.invacare.com

USA
One Invacare Way
Elyria, Ohio
44035-4190
(800) 333-6900

Canada
570 Matheson Blvd. E.,
Unit 8
Mississauga, Ontario
L4Z 4G4 Canada
(800) 668-5324



Model #	Dimensions Table Top	Dimensions Base	Height Adjustment	Diameter	Weight	Weight Capacity	Limited Warranty
6418	30" L 15" W .75" D	26" L 15.5" W	28"-40"	14/16/13 Gauge	22 lb.	25 lb.	1 Year
6417	30" L 15" W .75" D	26" L 15.5" W	28"-40"	14/16/13 Gauge	19 lb.	25 lb.	1 Year

©2015
Invacare Corporation.
All rights reserved.
Trademarks are
identified by the
symbols ™ and ®.
All trademarks are
owned by or licensed
to Invacare Corporation
unless otherwise
noted. Specifications
are subject to change
without notification.
Form No. 11-218
Rev. 08/15
1506111

