



Re-Order Number	Descriptions	Size	Units
912452	Sensory Clock	17" Diameter	Each

Purpose

The Skil-Care Sensory Clock is a cognitive training tool that engages a child through sight, sensory touch and hand-eye coordination by promoting the importance of time and how it relates to typical activities and it helps the child to clarify the confusion by AM & PM.

Application

The child can move the RED hour hand, and the WHITE minute hand around the clock to various positions. The clock also contains 4 colored marbles that can be pushed around inside. RED marble is for hour, WHITE marble is for minute, YELLOW marble is for AM and BLACK marble is for PM (Fig. 1). The child can be instructed to move the appropriate marble to the edge of the clock to tell the time or by using the clock hands, either method enhances color recognition and finger dexterity.

Telling time before or after the half hour

If the minute hand is before the half hour you would read the clock as 1:25 (5x5 minutes) (Fig. 2).

If the clock hand is after the half hour, you have a choice in reading the time:

- You could read the clock as 1:45 (9x5) or 15 minutes before 2:00 (Fig. 3).

Easy Care

The sensory clock can be cleaned with any anti-bacterial agent, do not use bleach. Although the gel is non-toxic, medical care should be consulted if the gel is ingested.

Fig. 1



Fig. 2





Fig. 3



Information Center

Important Definitions

Analog Clock - The analog clock is represented by hands that spin around a dial. In turn the positions of the clock hands represent the approximate time.

Digital Clock - A digital clock has a numeric display that represents the exact time.

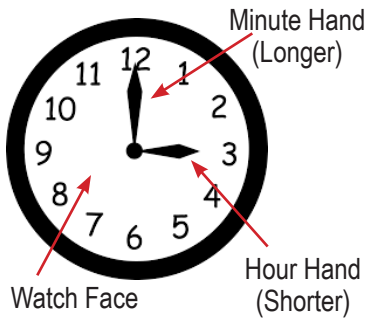


Analog



Digital

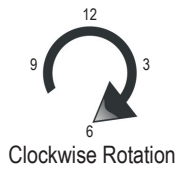
Clock Call Out



Quick Reference

- 24 Hours in a Day
- 60 Minutes in an Hour
- 60 Seconds in a Minute

12 numbers (1-12) on a clock each representing a particular hour



Clockwise Rotation



Counter Clockwise Rotation

Clock Operation

The minute hand goes around the clock for 60 minutes before advancing to the next hour.

To read the minutes, multiply the face number by 5 to determine the accumulated minutes.



Minute hand is on 5,
 $5 \times 5 = 25$ minutes.
This clock reads 1:25