

UNIVERSAL ASSIST BAR



Universal Bar



QUAD SHAPED ASSIST BAR

A BED ASSIST BAR WITHOUT THE RISK OF ENTRAPMENT



Attaches to most bed frames including: Invacare, Drive, Hill-Rom, Joerns, Medline, Graham Fields, MC Healthcare, and more.



Easily & quickly attaches to any Round, Square, Rectangle or Angle Frames with included adapters.



Durable, Safe & Secure - The ideal patient restraint solution for your out-of-date side rails.



For patients that need to grab a rail to reposition themselves or exit the bed, the Q-Bar provides sturdy and safe support.

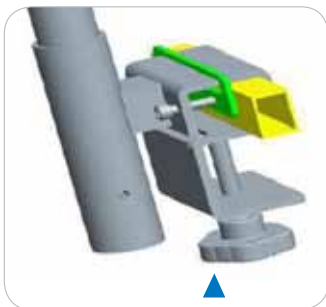


Rotates 90 degrees in either direction to accommodate different user positions and allow for ease of bed exit.

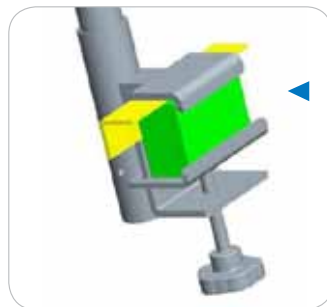


INCLUDES ADAPTERS TO MOUNT TO MOST BED FRAMES

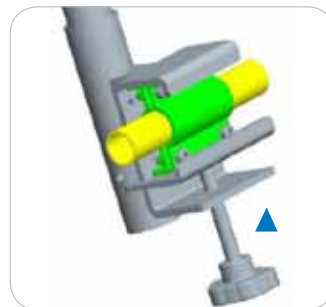
 RECTANGLE  ANGLE  ROUND



Rectangular Tube Bed Frame



Angle Iron Bed Frame



Round Tube Bed Frame



MODEL # **UQB950**